



Hela cells and Treatment of Cancer

Kunal Joon *

***Correspondence to:** Kunal Joon, NIIMS greater Noida.

Copyright

© 2024 **Kunal Joon**. This is an open access article distributed under the Creative Commons Attribution License, which permits unrestricted use, distribution, and reproduction in any medium, provided the original work is properly cited.

Received: 03 September 2024

Published: 25 October 2024

Abstract

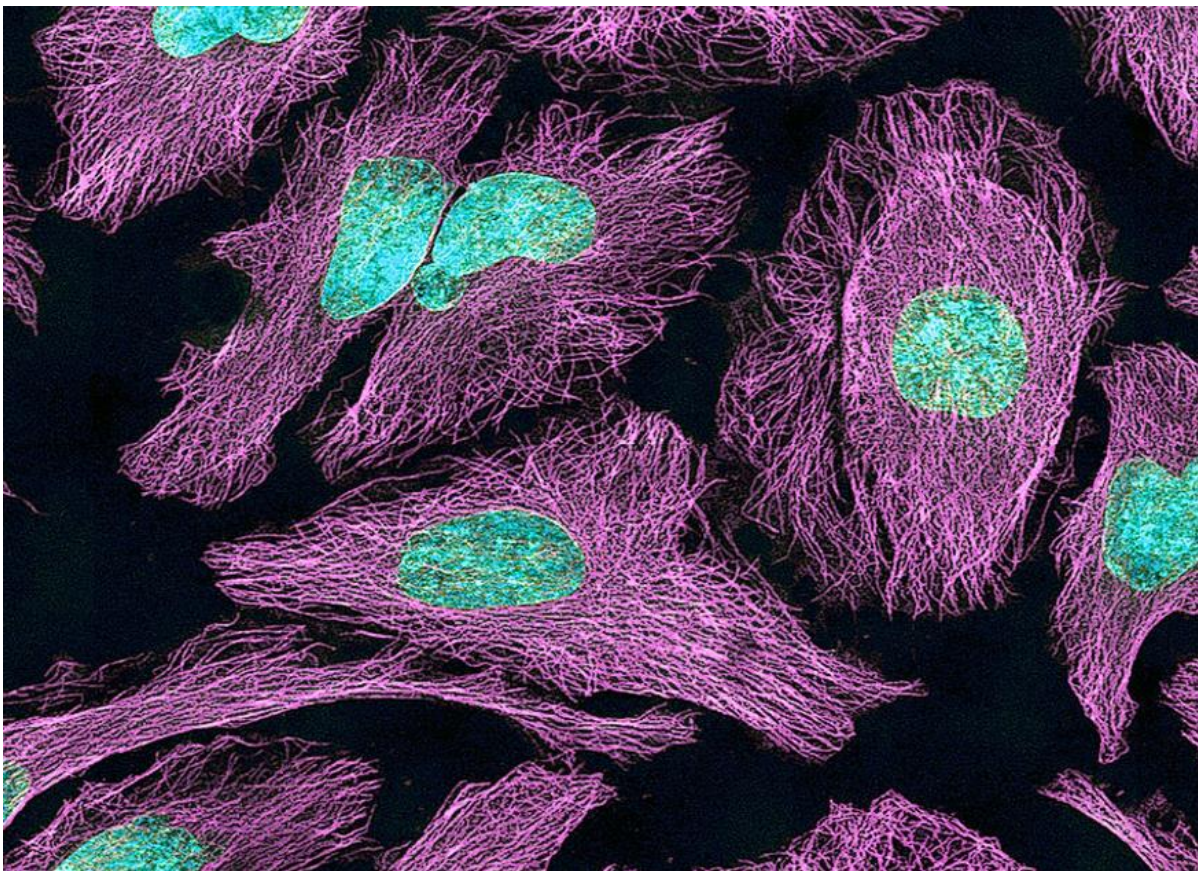
This research is about hela cells and use of it in the cancer and telomerase capping mechanism and lengthing of telomeres in the cancer cells and cure of cancer.

Keywords : *cancer , DNA architecture theory , HeLa cells , genetic transplantation*

INTRODUCTION

HeLa cells were extracted from Lack cells and contain 76 to 90 chromosomes and are adenocarcinoma cells from.cervical and these are perfect example of virus affecting the cancer cells [1]

Figure 1)



immunofluorescence figure of HeLa cells .[2]

Figure 2

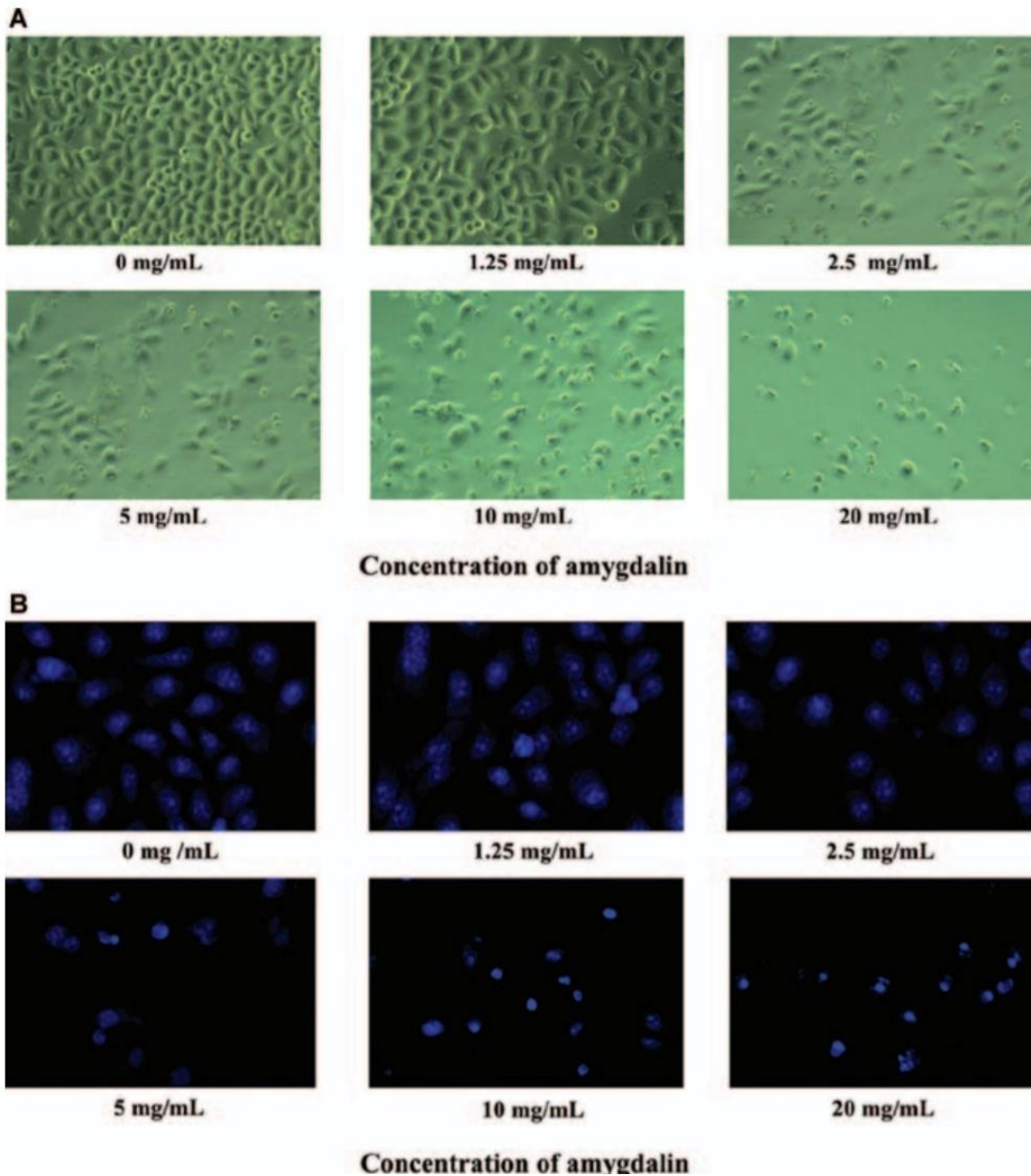


Figure 3

This figure shows the immunofluorescence of the heLa cells and also cultured in[3] with amygdalin content and also typical microscopy with division characteristics of HeLa cells are shown .[4]

Study carried on the HeLa cells containing amygdalin and caspase and showing apoptosis with insertion of caspase 8 and graph are shown below in figure 3 on [5] different concentration of amygdalin [6]

Effect of amygdalin on the growth of HeLa cells

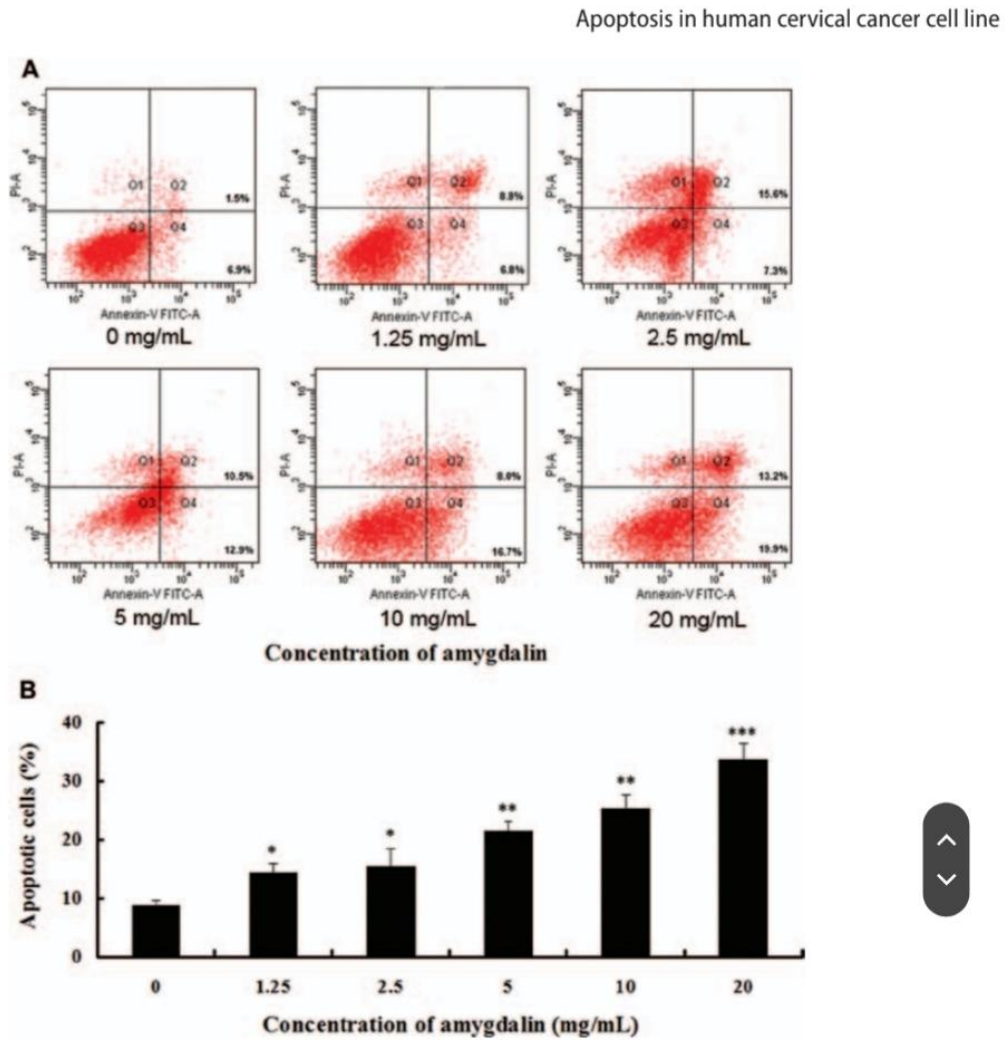


Figure 4

Given below figure 5 shows the concentration of amygdalin and growth of tumor

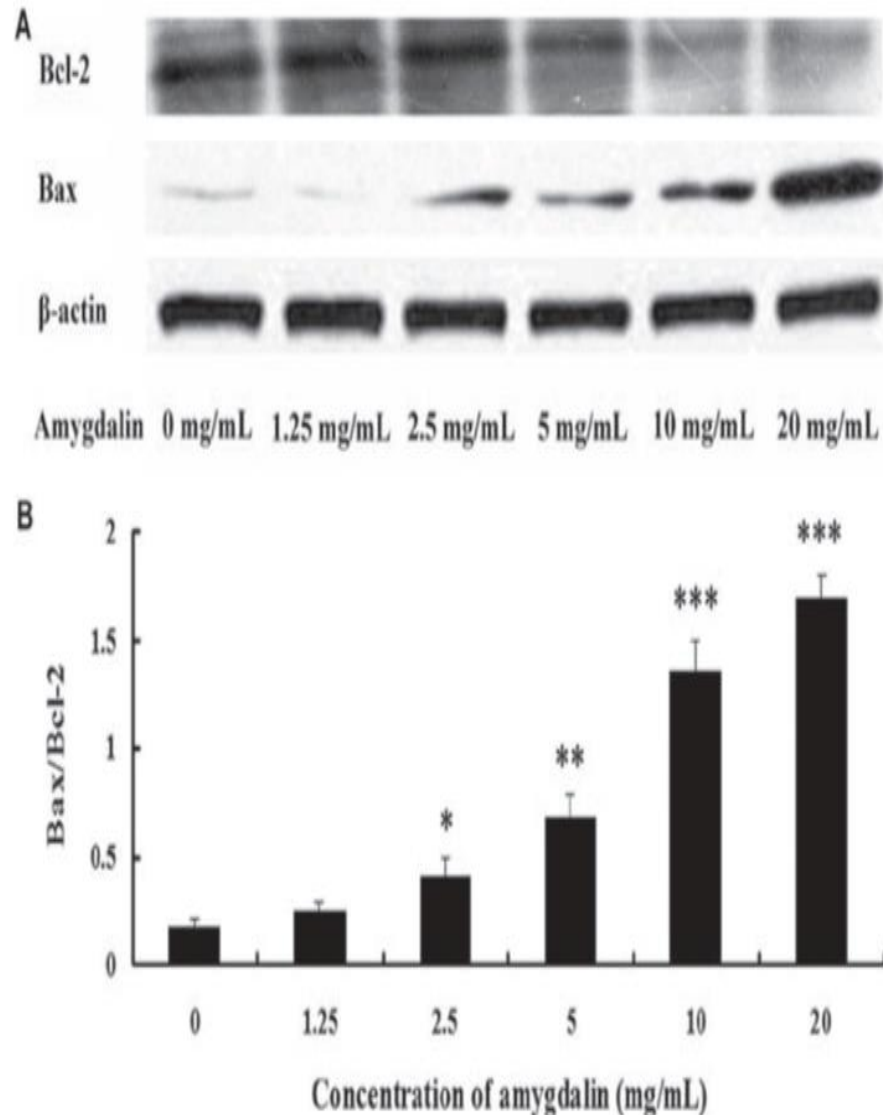


Figure 5

In the figure below we have seen that the with increase in the the amygdalin concentration HeLa cells growth decrease and lead to expression of the apoptosis pathway and also leading to killing of tumor cells and even restricted growth of .[7]

Usage of apoptoic gene fir cancer treatment

Aim: treatment of cancer

Procedure

Use the apoptotic gene and increase the synthesis of the caspase which lead to apoptosis in the cancer cell through gene induction method

Secondly use the antibody which synthesizes the caspase by inserting them the caspase synthesizing gene and target them towards cancer cells used only in certain tumors leading to apoptosis and destruction of cancer cells .(trial should be carried out)

Discussion

In this research we discussed about the cancer cell growth through HeLa cells and also studied that the cancer cells have lengthen telomeres and HeLa cells have capped telomeres on the chromosomes which prevent the cell from aging and dying and also studied effect of amygdalin in the cancer cells and HeLa cells how they slow down the growth of the cancer cells and also cure of cancer by two new methods we discussed that is through genetically modified antibodies target specific secreting caspase activating caspase pathway .

Conclusion

New treatment method for cure of any time of cancer is genetically modified antibodies which secret the caspase and activate the apoptosis pathway.

References

1. <https://embryo.asu.edu/pages/hela-cell-line>
- 2) <https://www.nature.com/articles/d41586-020-02494-z>
- 3) <https://www.hopkinsmedicine.org/henrietta-lacks/importance-of-hela-cells>
- 4) <https://www.sciencedirect.com/topics/immunology-and-microbiology/hela-cell-line>
- 5) <https://www.ncbi.nlm.nih.gov/pmc/articles/PMC3763245/>

-
- 6) <https://www.atcc.org/products/ccl-2>
 - 7) <https://www.webmd.com/cancer/cervical-cancer/hela-cells-cervical-cancer>



Medtronic